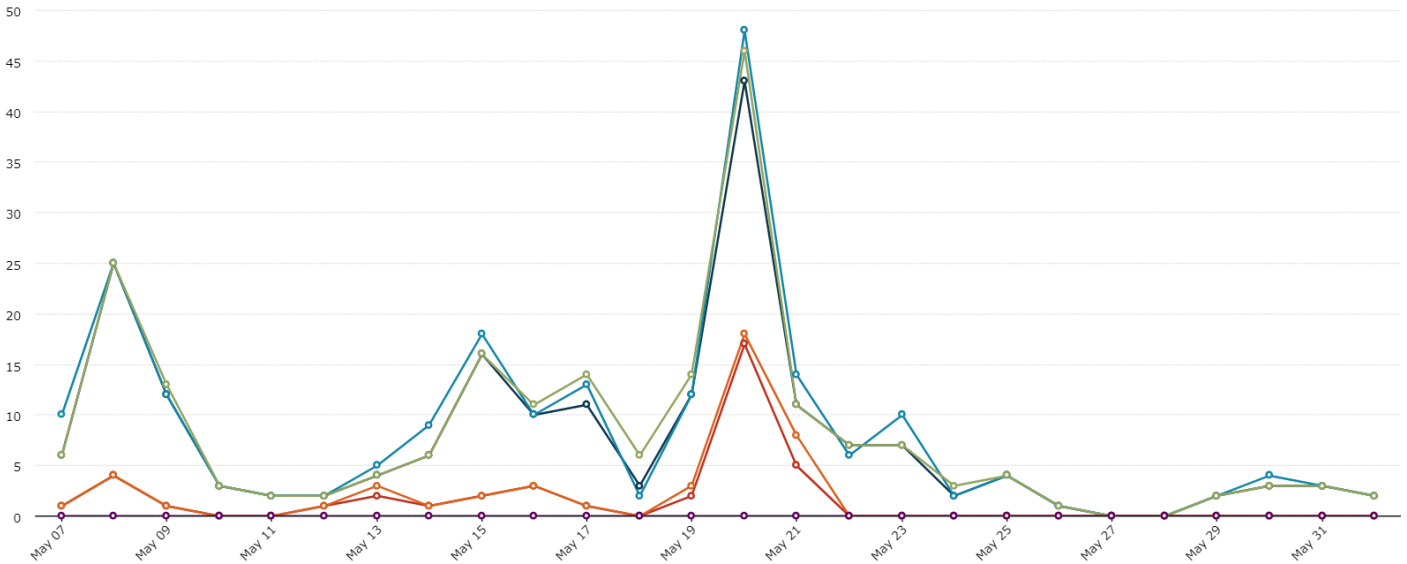


Performance Summary

Information regarding key visitation and utilisation metrics for your Site or projects.



175
Visitors

219
Views

211
Visits

37
Contributors

46
Contributions

0
Followers

Visitors - The number of unique public or end-users in a Site. A visitor is only counted once, even if they visit a Site server in a day.

Visits - The number of end-user sessions associated with a single Visitor.

Page views - The commulative number of times a visitor visits the page in a Site.

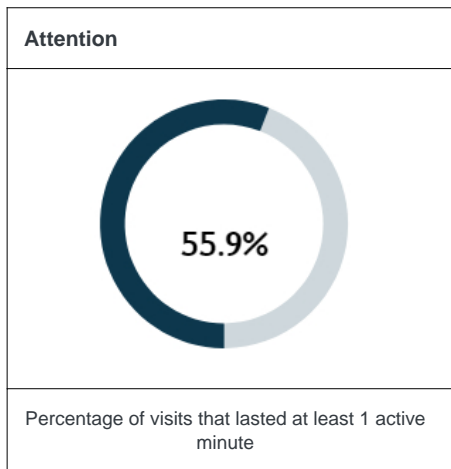
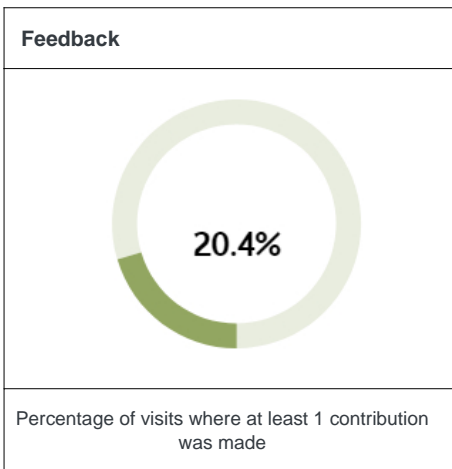
Contributors - The unique number of Visitors who have left feedback or Contributions on a Site through the participation tools.

Contributions - The total number of response of feedback collected through the participation tools.

Followers - The number of Visits who have 'subscribed' to a project using the 'Follow' button.


Engagement Conversations


Information regarding how well your engagement websites converted Visitors to perform defined key actions.



Participation

Information regarding how people have participated in your projects and activities.

Contributions by Activity The number and type of Contributions (response collected from your Visitors through each participation tool.)			
Activity	Contributions		%
 Form	46	<div style="width: 100%; height: 10px; background-color: #004a7c;"></div>	100%

Top 5 Participation Activities Summary information for the top five participation activities with the most Contributions.			
Activity	Page Name	Contributions	Contributor
 Form	Land Use Redesignation Application: The Grid	37	46

Projects

The current number and status of your Site's projects (e.g. engagement websites).

Project Status	
0 Days	14 Hours
46 Mins	
May 20 2018 Peak Visitation Date	Thursday Peak Visitation Day

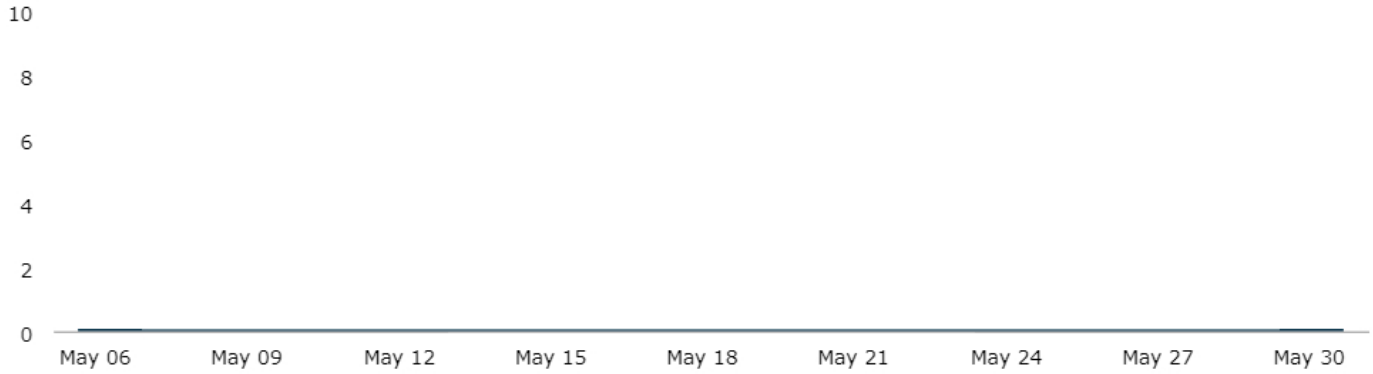
Top Visited Pages Summary information for the top five most visited Pages.			
Page Name	Visitation	Visits	Visitors
Land Use Redesignation Application: The Grid	91.5%	193	173

People

Information regarding who has participated in your projects and activities.

Follower Activity

Information regarding the activity of registered Members who have 'followed' or subscribed to one or more projects.



0
Total Followers

0
New Followers

0
Total Follows

0
New Follows

Total Followers - The number of unique Members who have "followed" at least one project.

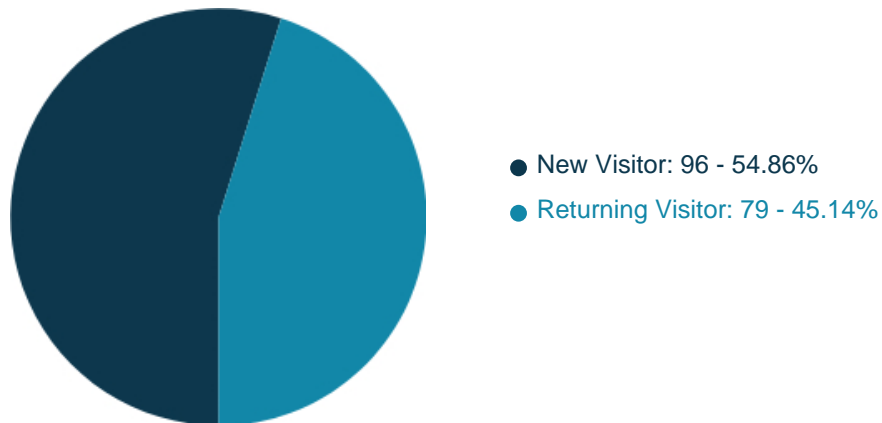
New Followers - The number of new unique Members who have "followed" at least one project within the specified reporting date range.

Total Follows - The number of total "follows" performed by all Followers across all projects. Each Follower may record multiple Follows.

New Follows - The number of new total "follows" performed by all Members across all projects within the specified reporting date range.

Visitor Profile

Information regarding the type of Visitors that have visited your Site or projects.



First Time Visitor - The number of Visitors that are visiting a Site for the first time within the reporting date range.

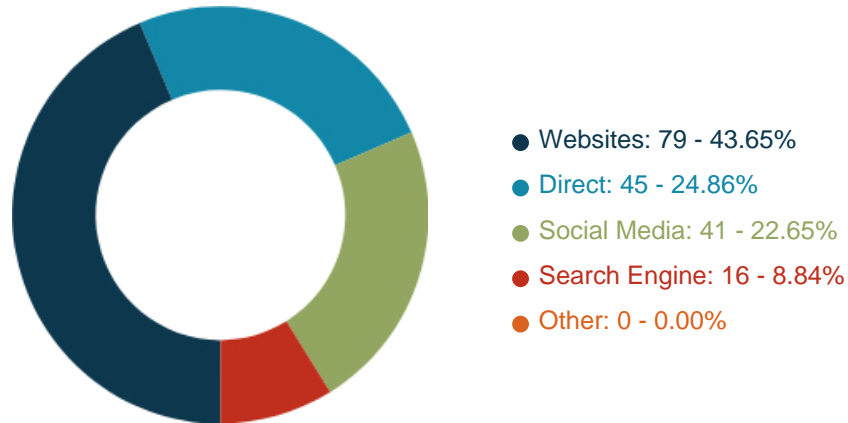
Returning Visitor - The number of Visitors that have made more than one Visit to a Site within the reporting date range.

Aquisition

Information regarding the method by which Visitors arrived to your Site or projects.

Referral Types

Referral traffic is the segment of traffic that arrives on your website through another source, like through a link on another domain.



Direct - Visitors who have arrived at a Site by entering the exact web address or URL of the page.

Social Media - Visitors who have arrived at a Site by clicking a link from a known social media site such as Facebook, Twitter, LinkedIn, etc.

Websites - Visitors who have arrived at a Site by entering the exact web address or URL of the page.

Search Engine - Visitors who have arrived at a Site via a search engine. Such as Google, Yahoo, etc.

Other - Visitors who have arrived at a Site by undetermined means. This may include those arriving from a direct marketing campaign.